



TECHNICAL INFORMATION

ICE-LC

DESCRIPTION

ICE-LC – Local Controller

The Local Controller controls the handling of motorised damper, light and other accessories needed to operate the local workstation. All sensors in the PlymoVent range can be used. ICE-LC has a pre-set after-run time of 15sec.

Must be completed with motorised damper and activation sensor, see accessories.

TECHNICAL DATA

Unit Data

Dimensions 175 x 175 x 100 mm
6,9 x 6,9 x 4"
Weight 1,85 kg / 4 lbs

Enclosure

Material Polycarbonate
Protection rating IP66
Flame resistance UL94-V2
Color Black

Environment

Operating temperature 0 to 40° C / 32 to 105° F
Storage temperature -10 to -65°C / 15 to 145°F
Humidity Max 95% non-condensin

Electrical data

Supply voltage 110-120/208-240 VAC
Frequency 50 / 60 Hz
Outputs 24VAC light and damper
Interlink Yes
Input Sensor or switch

Mounting

Wall mounting 4 x Ø6mm / 1/4" holes

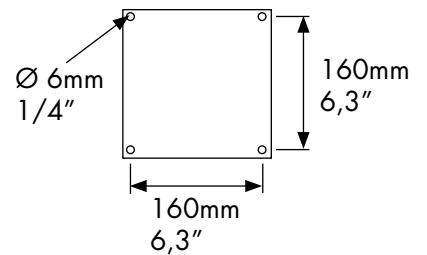
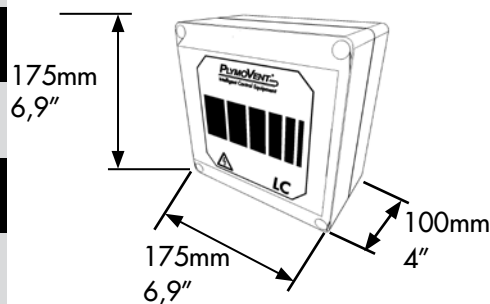
Cable connections

Screw terminals

After-run time

Standard 15 seconds
Adjustable Yes, 7 sec to 6 min.

MEASUREMENTS



PLYMOVENT®

www.plymovent.com

ACCESSORIES

MCC-05 – Inductive Sensor

The MCC-05 is a sensor that measures the inductive field around an electric cable and sends the reading to a connected Local Controller. This sensor is typically used in welding applications where it is positioned on the welding machines grounding cable.



LS-12 – Light Sensor

The LS-12 is a light sensor that senses variation of light and sends the reading to a connected Local Controller. This sensor is typically used in low amperage welding applications <30Amp or gas welding applications.



PC-500 – Pressure Switch (emergency exhaust systems)

The PC-500 is a sensitive pressure switch that is installed in the duct system and indicates the positive pressure when an engine starts up.

The PC-500 will engage the ICE-LC to open the motordriven damper MD- or the fan controller (PCU-1000 or OS-) to start the local or central fan.



MSR-24/2 – Micro Switch

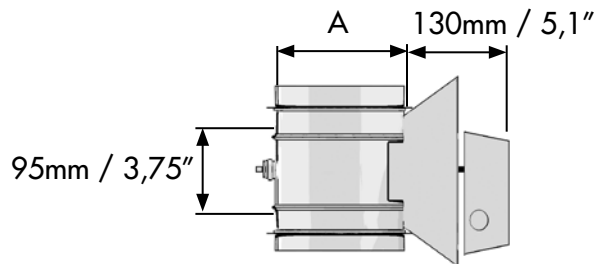
The MSR-24/2 is a micro switch that is installed on the exhaust hose reels SER, MHR or MER. When the hose is lowered the MSR-24/2 will activate the opening of a MD- damper directly, or via an ICE-LC controller for automation in a system, or to start a local or central fan via a SA-24 fan starter.



MD – Motorised Damper


The MD are motorised dampers in various sizes that is controlled by the Local Controller. 24VAC supply, 8 seconds opening/closing time.

	A
MD-6"	Ø150mm/6"
MD-160	Ø160mm/6,25"
MD-200	Ø200mm/7,85"
MD-315	Ø315mm/12,4"
MD-400	Ø400mm/15,75"



S-100 – Switch box

The S-100 is a switch box fitting EA, KUA, Flex-Max and MSA extraction arms. 2 switches for light and fan/damper control and 10m cable.



SK-300 – Switch box

The SK-300 is a switch box fitting LM-2 and UK telescopic extraction arms with the plastic hood collar. 2 switches for light and fan/damper control. 3m spiral cable.

