

THERMAL DYNAMICS
Professional 

1Torch[®]

with **SURELOK[®]** Technology 

**Available in
75° 90° & 180°**

www.thermal-dynamics.com



1Torch[®]

with SURELOK[®] Technology



The Only Universal Plasma Torch!

As a replacement (RPT[®]) torch, the 1Torch has the ability to work on the majority of plasma power supplies on the market today. It's unique design allows the 1Torch the ability to work with high frequency, touch, CD, and moving parts (blow back) start systems.

1 Year Warranty



Important Features Include...

Ergonomic Torch Handle

Hand Torches offers ergonomic handle with easy-to-use trigger release that provides comfort during prolonged use. 75° and 90° heads offer operators a choice of positions.



New Phenolic Position Tube

With a new, innovative, easy-to-remove 32 pitch gear rack, the phenolic positioning tube can easily be adapted to any 1^{3/8} torch holder. If manual torch position is required, the use of the gear rack will complete the task. Simply remove the gear rack from the positioning tube if not needed.

Extended or Protected Consumable Parts

We designed our consumable parts to adapt to your cutting style. By simply changing the shield cup, you can either have:

- An extended tip for greater visibility and control and precision drag cutting at low power.
- A protected tip for on the plate drag cutting at high power up to 120 Amps.

Lower Consumable Parts Inventories and Costs

Only 34 consumable parts cover the full range of cutting and gouging up to 120 Amps. Inventorying parts for a fleet of plasma units can be by simplified using the 1Torch.

Improved Leads

1Torch leads are lightweight, extremely flexible, and rugged enough to withstand years of use.

ATC[®] (Advanced Torch Connector) Quick Disconnect Option



The ATC quick disconnect design brings extra flexibility to almost any plasma system. Switching to a machine torch, swapping out a damaged unit, or simply changing lead lengths is done quickly and requires no tools.

ATC Lead Extensions

ATC Lead extensions offer the flexibility of working up to 100' away from the power supply. Extensions are offered in 15', 25', and 50' lengths. The ATC makes it easy to add or subtract as requirements change.

Selecting the Right Torch Package for Your Needs...

1

Torch and Leads Selection

Step 1 gives you all the information to select the right torch.

Step 1 - Manual Torch (pg. 3)

Step 1 - Mechanized & Automation Torch (pg. 4)

Select the following:

- Torch – Standard or Shielded
- Connection – RPT (O2B) or ATC
- Lead Length
- ATC Lead Extensions (Optional, with ATC only)
- Remote Control Options
(Mechanized or Automation only)

2

Adapter Kit Selection

Step 2 (pg. 6) Select the appropriate Adapter Kit. If you selected a torch with the ATC connection, you will also need an ATC Receptacle Adapter shown in **Step 1** (pg. 3 or 4).

3

Spare Parts Selection

Step 3 (pg. 7) select spare parts or parts kit that best suits your needs.

1Torch®

with SURELOK® Technology

Step 1

Hand Torch & Lead Selection

Listed below are the Torch and Lead selection charts for the SL60® and SL100® Hand 1Torch RPT® torches

Ordering Information

Hand Torches			
SL60 Light/Medium Duty Torch 20-80 Amps		SL100 Medium/Heavy Duty Torch 20-120 Amps	
75°		75°	
90°		90°	
CAT NO.		DESCRIPTION	
A	Standard RPT (O2B) Torch Connection		
	SL60 Hand Torch (20-80 Amps)		Torch & Leads
	75°	90°	
	7-5200	7-5261	SL60, 20' (6.1m)
7-5201	7-5262	SL60, 50' (15.2m)	
B	ATC® Torch Connection		
	SL60 Hand w/ATC (20-80 Amps)		Torch & Leads
	75°	90°	
	7-5204	7-5260	SL60, 20 (6.1m)
7-5205	7-5260*	SL60, 50 (15.2m)	
ATC Adapter Kit			
ATC Receptacle Adapter			
7-5207	ATC Receptacle Connector		
This receptacle adapter is required for each power supply using an ATC torch connection. This is connected to the torch adapter kit specific to each power supply.***			
ATC Lead Extensions			
7-7544	15' (4.5m) Lead Extension		
7-7545	25' (7.6m) Lead Extension		
7-7552	50' (15.2m) Lead Extension		
A		A	
Standard RPT (O2B) Torch Connection		Standard RPT (O2B) Torch Connection	
SL100 Hand Torch (20-120 Amps)		Torch & Leads	
75°	90°		
7-5202	7-5264	SL100, 20' (6.1m)	
7-5203	7-5265	SL100, 50' (15.2m)	
B	ATC Torch Connection		
	SL100 Hand w/ATC (20-120 Amps)		Torch & Leads
	75°	90°	
	7-5206	7-5263	SL100, 20 (6.1m)
7-5208	7-5263**	SL100, 50 (15.2m)	
ATC Adapter Kit			
ATC Receptacle Adapter			
7-5207	ATC Receptacle Connector		
Lincoln® - Style RPT Torches (No Adapter Required)			
Lincoln Torch			
SL55™ For Lincoln® Pro-Cut® 55	7-5255	SL55, 75°, 25 (7.6m) Torch/Leads	
	7-5256	SL55, 75°, 50 (15.2m) Torch/Leads	
SL80™ For Lincoln Pro-Cut 80	7-5257	SL80, 75°, 25 (7.6m) Torch/Leads	
	7-5258	SL80, 75°, 50 (15.2m) Torch/Leads	
* Use 7-5260 with 7-7545 for a SL60 50 (15.2m) ** Use 7-5263 with 7-7545 for a SL100 50 (15.2m) *** Total lead length including torch and extension(s), should not exceed the maximum length specified by the power supply manufacturer.			

1Torch®

with SURELOK® Technology

Step 1

Mechanized & Automation Torch and Lead Selection

Listed below are the Torch and Lead selection charts for the SL100® Machine 1Torch RPT® torch.

Ordering Information

Machine Torch

SL100

Medium/Heavy Duty Torch
30-120 Amps






Mechanized




Automation (For Cutmaster® Series Only)

STANDARD

SHIELDED*

CAT NO.	DESCRIPTION	
A	Standard RPT (O2B) Torch Connection 	
SL100 Mechanized Torch & Leads - (Fiberglass Tube w/Rack)		
7-5209	SL100, 180°, 25' (7.6m)	
7-5210	SL100, 180°, 50' (15.2m)	
Remote Interface Adapter 7-3452 included with torch.		
B	ATC® Torch Connection 	
SL100 Mechanized Torch	SL100SV® Automated Torch	Torch & Leads (For Cutmaster Series Only. Does Not Work With Lead Extensions)
7-5213		SL100, 180°, 5' (1.5m)
7-5214		SL100, 180°, 10' (3.0m)
7-5215	7-4001	SL100, 180°, 25' (7.6m)
	7-4002	SL100, 180°, 35' (10.6m)
7-5216	7-4003	SL100, 180°, 50' (15.2m)
	7-4004	SL100, 180°, 75' (22.8m)
	7-4005	SL100, 180°, 100' (30.4m)
ATC Adapter Kit		
7-5207	ATC Receptacle Connector	
This receptacle adapter is required for each power supply using an ATC torch connection. This is connected to the torch adapter kit specific to each power supply.***		
		
ATC Lead Extensions		
7-7544	15' (4.5m) Lead Extension	
7-7545	25' (7.6m) Lead Extension	
7-7552	50' (15.2m) Lead Extension	
Mechanized Remote Controls		
7-3474	ATC Remote Interface Kit Provides an optional remote interface connection to allow the use of any remote control. Can be placed anywhere between the ATC Torch connection or Lead Extension and ATC Adapter	
7-3452	Remote Pendant Interface Kit Interfaces into any torch adapter kit to allow the use of a Remote Pendant (7-3460) on any Mechanized torch system.	
7-3460	Remote Pendant Control	
9-8312	25' (7.6m) CNC Remote Cable	
9-8313	50' (15.2m) CNC Remote Cable	

CAT NO.	DESCRIPTION	
A	Standard RPT (O2B) Torch Connection 	
SL100 Mechanized Torch & Leads - Shielded (Fiberglass Tube w/Rack)		
7-5211	SL100, 180°, 25' (7.6m)	
7-5212	SL100, 180°, 50' (15.2m)	
Remote Interface Adapter 7-3452 included with torch.		
B	ATC® Torch Connection 	
SL100 Mechanized Torch & Leads - Shielded (Fiberglass Tube w/Rack)		
7-5219	SL100*, 180°, 5' (1.5m)	
7-5220	SL100*, 180°, 10' (3.0m)	
7-5221	SL100*, 180°, 25' (7.6m)	
7-5222	SL100*, 180°, 50' (15.2m)	
ATC Adapter Kit		
7-3472	ATC Receptacle Connector	
This receptacle adapter is required for each power supply using an ATC torch connection. This is connected to the torch adapter kit specific to each power supply.***		
		
ATC Lead Extensions**		
7-7854	25' (7.6m) Lead Extension	
7-7855	50' (15.2m) Lead Extension	
Mechanized Remote Controls		
7-3452	Remote Pendant Interface Kit Interfaces into any torch adapter kit to allow the use of a Remote Pendant (7-3460) on any Mechanized torch system.	
7-3460	Remote Pendant Control	
9-8312	25' (7.6m) CNC Remote Cable	
9-8313	50' (15.2m) CNC Remote Cable	
* It is only recommended to install shielded torches onto a shielded ready system. Installation onto a non-shielded system may result in reduced performance. Installing a shielded torch onto a shielded system requires the shield connections to be terminated to a proper shield termination or earth ground point.		
** Lead extensions are available for torches with ATC connections.		
*** Total lead length including torch and extension(s), should not exceed the maximum length specified by the power supply manufacturer.		

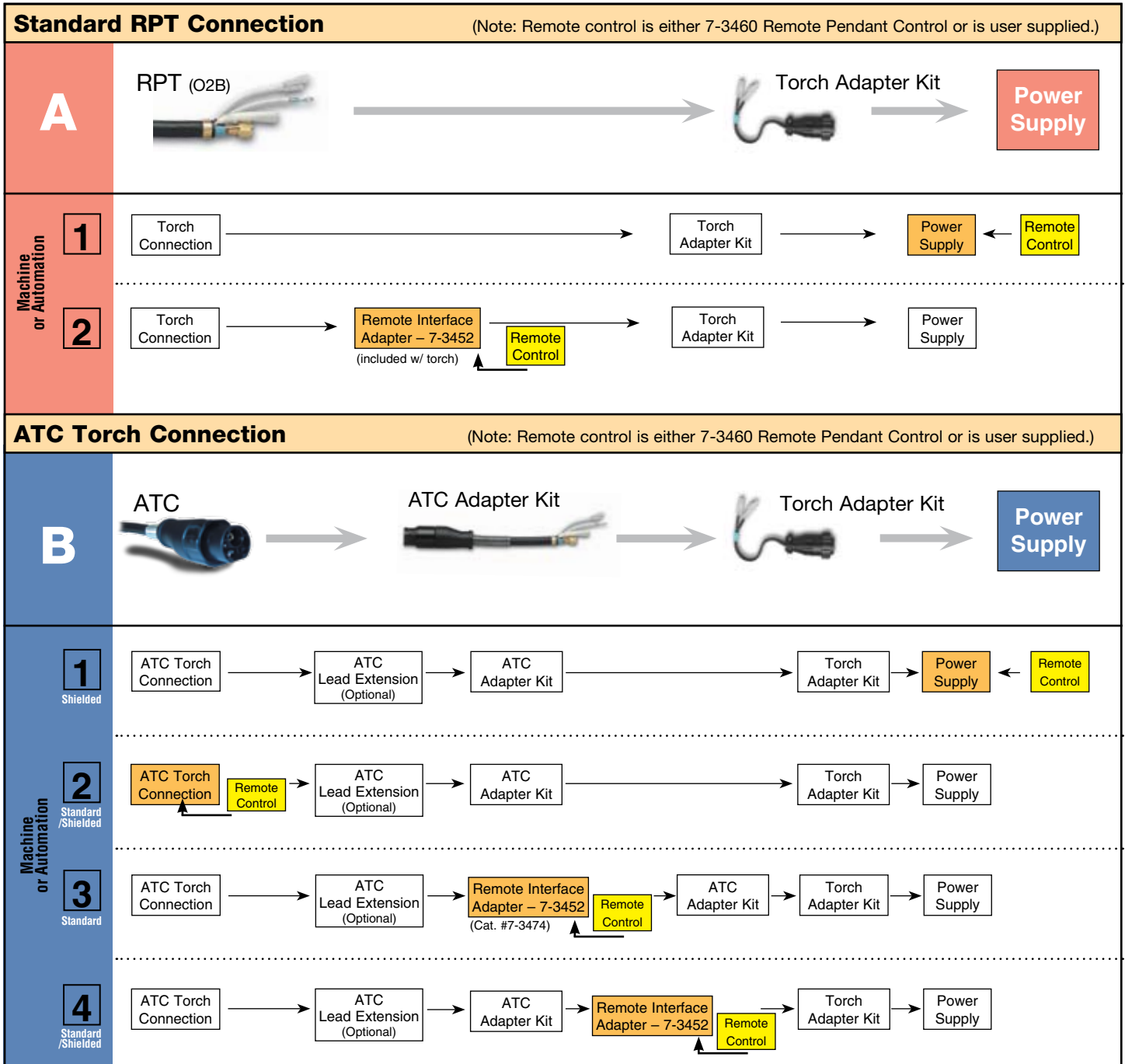
1Torch®

with SURELOK® Technology



Torch Connection Options - Remote Control

The diagrams below show the different torch connections with **remote connection options**.



1Torch®

with SURELOK® Technology

Step 2

Adapter Kit Selection

Listed below is the Adapter Kit selection charts for the Hand 1Torch RPT torch.

Torch Adapter Kits

The model of the plasma cutting system must be known to determine the adapter kit required.

Manufacturer	Power Supply Model	Catalog Number
ESAB®		
	PCM-SMi, 500i, 625i, PCS-43	7-3425
	PCS-53, 80, 90	7-3435
	ESP-100i	7-3426
	PCM-750i, 875, 1000i, 1125	7-3429
	Sidewinder 30,55,105	7-3434
	Powercut® 650	7-3464
	Powercut 875, 1125	7-3465
	Powercut 1250, 1500	7-3462
HYPERTHERM®		
	Max®40, HT®40 (H/F Start) Max 70, 80, 100 (w/ & w/o Q.D.)	7-3430
	Max 42*, 43*, 40cs*, Powermax®600*, 800*, 900* (w/o Q.D.)	7-3454
	Powermax 1100*	7-3455
	Powermax 1000*, 1250*	7-3461
	Max 40cs* (w/o Q.D.)	7-3476
	Powermax 380*	7-3477
	Powermax 600* (w/o Q.D.)	7-3480
	Powermax 800*, 900* (w/o Q.D.)	7-3481
	Powermax 1650*	7-3483
	Powermax 350*	7-3484
	Powermax 190C*	7-3485
L TEC®		
	PCM-31, SMi, 32i/34i, VPi PCM-500i, 625i, PCS-80i	7-3425
	PCM-50A, 70, 80, 52i/54i, 82i/84i ESP-100i, PCM-50, PCM-100 (Single Gas) PCM-50, P-MC-100 (Dual Gas)	7-3426
	PCS-40	7-3430
	PCM-750i, 1000i	7-3435
	PCM-101	7-3436

Manufacturer	Power Supply Model	Catalog Number
LINCOLN®		
	Pro-Cut®40	7-3486
	Pro-Cut 55	See page 3 for details
	Pro-Cut 60	7-3431
	Pro-Cut 80	See page 3 for details
MILLER®		
	Plazcut 60†/Zipcut	7-3432
	Spectrum® 250D, 500, 750	7-3433
	Spectrum 700, 1000,1250,PLUS	7-3430
	Spectrum 3080*	7-3456
	Spectrum 650*, 701*, 2050*	7-3457
	Spectrum 300*	7-3476
	Spectrum 375*	7-3477
	Spectrum 625*	7-3478
THERMAL DYNAMICS		
	PAK® 3XR, 5XT, 6XR, 7XR, 625XR, 750XR	7-3446
	PAK 8XR, 10XR, 1000XR, 1250XR, PakMaster® 75, 100	7-3434
	PakMaster50XL/XLP, 75XL/XLP, 100XL/XLP Cutmaster® 50, 75, 80XL, 100	7-3447
	PakMaster 25, 38XL, EconoPAK® 25, Drag-Gun® 38, PAK 4Xi, 6Xi, PAK 2XT, Dynapak® 110	7-3443
	PakMaster 50 w/Smart Torch (Q.D)	7-3445
	EconoPAK 50	7-3449
	EconoPAK 100	7-3450
	PAK 5	7-3444
	PAK 10	7-3436

*Non-HF Systems.

†The Miller PlazCut machines with Serial Numbers beginning JE are not compatible with 1Torch® RPT Torches.

NOTES: Each Adapter Kit includes connection fitting, electrical connectors and installation instruction sheets for the selected power supply.

ESAB, L-TEC and Power-Cut are registered trademarks of ESAB AB; LINCOLN and Pro-Cut are registered trademarks of Lincoln Electric Co.; HYPERTHERM, Max and powermax are registered trademarks of Hypertherm, Inc.; MILLER and Spectrum are registered trademarks of Miller Electric Mfg. Co.; none of the above mentioned registered trademarks are in any way affiliated with Thermal Dynamics or Thermadyne Industries, Inc.; THERMAL DYNAMICS, PAK, CUTMASTER, PakMaster, EconoPAK, Dynapak and Drag-Gun are registered trademarks of Thermal Dynamics Corp.

1Torch®

with SURELOK® Technology

Step 3 Spare Parts Selection

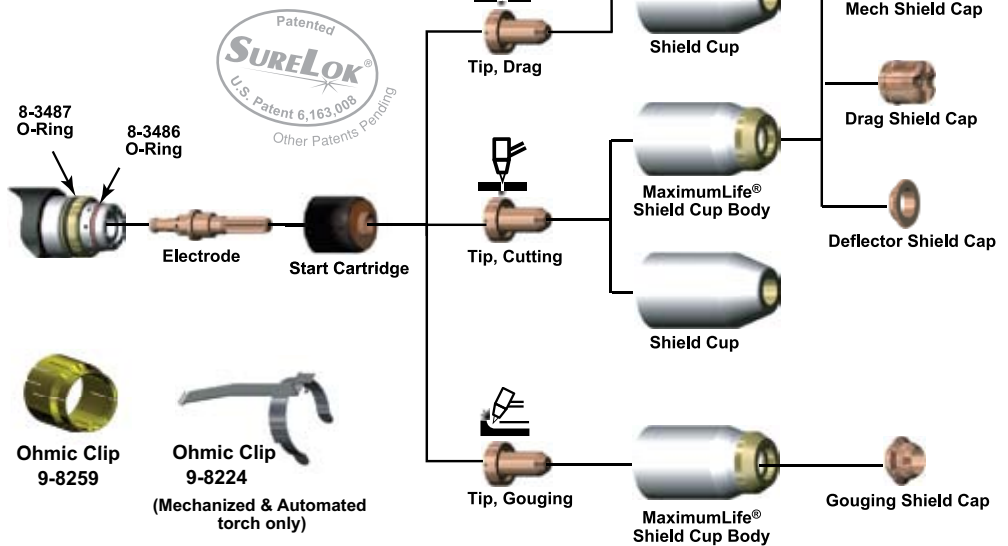
3

Listed below is the Spare Part selection charts for the SL60® and SL100® 1Torch Parts.

Ordering Information

Description	Cat. No.
1Torch Consumables / Parts	
O-Ring	8-3487
O-Ring	8-3486
Electrode, MaximumLife®	9-8215 ■
Start Cartridge	9-8213 ■
Start Cartridge SL55™ Lincoln	9-8255 ★
Start Cartridge SL80™ Lincoln	8-8257 †
Tip, 20A, Drag	9-8205
Tip, 30A, Drag	9-8206
Tip, 40A, Drag	9-8207
Tip, 40A, Cutting	9-8208
Tip, 50/55A, Cutting	9-8209
Tip, 60A, Cutting	9-8210 ▲
Tip, 60A, Drag	9-8252
Tip, 70A, Cutting	9-8231
Tip, 80A, Cutting	9-8211
Tip, 90/100A, Cutting	9-8212 ●
Tip, 120A, Cutting	9-8253
Tip, A, Gouging	9-8225
Tip, B, Gouging	9-8226
Tip, C, Gouging	9-8227
Tip, D, Gouging	9-8228
Tip, E, Gouging	9-8254
Shield Cup	9-8218
Shield Cup Body, MaximumLife®	9-8237 ■
Shield Cap, Drag, 40A	9-8244
Shield Cap, Drag, 50-60A	9-8235 ▲
Shield Cap, Drag, 70-100A	9-8236 ●
Shield Cap, Drag, 120A	9-8258
Shield Cap, Mech, 40A	9-8245
Shield Cap, Mech, 50-60A	9-8238
Shield Cap, Mech, 70-100A	9-8239
Shield Cap, Mech, 120A	9-8256
Shield Cap, Deflector	9-8243 ■
Shield Cap, Gouging	9-8241

SL60 / SL100 1Torch Parts



Spare Parts Kit, 30 Amp	5-2550
Spare Parts Kit, 40 Amp	5-2551
Spare Parts Kit, 50/55 Amp	5-2552
Spare Parts Kit, 60 Amp	5-2553
Spare Parts Kit, 70 Amp	5-2554
Spare Parts Kit, 80 Amp	5-2555
Spare Parts Kit, 90/100 Amp	5-2556

Note: All Spare Parts Kits include ten (10) Tips, five (5) Electrodes and one (1) Start Cartridge.

- Standard for all RPT® Torches
- ▲ Standard on SL60 RPT Torches
- † Standard on SL80 Torches
- Standard on SL100 RPT Torches
- ★ Standard on SL55 Torches

Accessories

Product Description	Catalog No.
Single Stage Air Filter	7-7507
Two-Stage Air Filter	9-9387
Remote Pendant Control 7-3460 20 (6.1m)	
Remote Pendant Extension 7-7744 25 (7.6m)	
For Use with Mechanized Torch	

Product Description	Catalog No.
Leather Leads Cover	
20 (6.1m)	9-1260
25 (7.6m)	9-1270
50 (15.2m)	9-1280

Product Description	Catalog No.
Straight Line Cutting Guide	7-8911

Product Description	Catalog No.
Cutting Guide Kits	
Circle Guide Kit	7-3291
Roller/Radius Kit	7-7501
Deluxe Kit	7-8910

THERMAL DYNAMICS[®]

Professional




U.S. Customer Care: 800-426-1888 / FAX 800-535-0557 • Canada Customer Care: 905-827-4515 / FAX 800-588-1714
International Customer Care: 940-381-1212 / FAX 940-483-8178 • www.thermal-dynamics.com



WORLD HEADQUARTERS: 16052 Swingley Ridge Road, Suite 300 • St. Louis, Missouri 63017 U.S.A.

A Global Cutting & Welding Market Leader™

THE AMERICAS

Denton, TX USA
U.S. Customer Care
 Ph: (1) 800-426-1888
 Fax: (1) 800-535-0557

Miami, FL USA
Sales Office, Latin America
 Ph: (1) 954-727-8371
 Fax: (1) 954-727-8376

Oakville, Ontario, Canada
Canada Customer Care
 Ph: (1) 905-827-4515
 Fax: (1) 800-588-1714
International Customer Care
 Ph: (1) 905-827-9777
 Fax: (1) 905-827-9797

EUROPE

Chorley, United Kingdom
Customer Care
 Ph: (44) 1257-261755
 Fax: (44) 1257-224800

Milan, Italy
Customer Care
 Ph: (39) 0236546801
 Fax: (39) 0236546840

ASIA/PACIFIC

Cikarang, Indonesia
Customer Care
 Ph: 62 21+ 8983-0011 / 0012
 Fax: 62 21+ 893-6067

Osaka, Japan
Sales Office
 Ph: 816-4809-8411
 Fax: 816-4809-8412

Melbourne, Australia
Australia Customer Care
 Ph: 1300-654-674
 Fax: 613+ 9474-7391
International
 Ph: 613+ 9474-7508
 Fax: 613+ 9474-7488

Rawang, Malaysia
Customer Care
 Ph: 603+ 6092-2988
 Fax: 603+ 6092-1085

Shanghai, China
Sales Office
 Ph: 86-21-64072626
 Fax: 86-21-64483032

Singapore
Sales Office
 Ph: 65+ 6832-8066
 Fax: 65+ 6763-5812