



Perform economical cutting and beveling with technology made by Orbitalum Tools!



Also available with automatic or manual feed module AVM/MVM



New motor with extended speed range



Planetary Cutting Technology

8

Pipe Cutting and Beveling Machines RA

RA Pipe Cutting and Beveling Machines

- Square, burr-free and cold machining process
- Deformation-free clamping system for tubes and pipes
- Optimum preparation for the automated welding process
- Sturdy design with powerful drive
- Unique and automated orbital cutting process

RA 2, RA 8 and RA 12

Cutting and beveling high-alloy steel (stainless steel), low- and unalloyed steel, plastics, casting materials and non-ferrous metals in just seconds, using the "Planetary Cutting" method.

- Reduced operator impact by optional feed module AVM or MVM for an automated or manual cutting process
- Multiple point clamping
- Fast adjustment of dimensions
- Regulated cutting speed
- Optimal tool contact
- Working direction from the inside towards the outside
- Fast tool replacement
- Optimal speed range of 65 - 215 rpm, ideal for the cutting of high-performance materials (Hastelloy®, P91, etc.)
- An ergonomically-designed motor handle for a safe and comfortable operating position
- Square, burr-free and deformation-free pipe end
- Cold machining process
- Cutting in seconds
- Simultaneous or separate cutting and beveling
- Increased productivity
- Improved cutting quality
- Increased service life of tools

Pipe Cutting and Beveling Machines **with special aluminum attachments**. Supplied as standard with RA 8 and RA 12.

The above-mentioned RA machines are also available in the following **feed versions**:

RA 8 AVM and RA 12 AVM

Pipe Cutting and Beveling Machines **with integrated crown wheel and automatic feed module AVMAVM**. This intelligent solution continuously controls the cutting speed depending on the torque and the parameter settings. The AVM improves the handling of the GF and RA machine and stops automatically after the cutting process. The restart inhibit does not allow an unintended start-up.

RA 8 MVM and RA 12 MVM


Pipe Cutting and Beveling Machines **with manual feed module MVM**. This manually operated feed module facilitates the cutting and beveling of pipes. With the help of a hand wheel, the machine head rotates easily and with little effort around the pipe with a constant speed.

Machine comes with:

- 1 Pipe Cutting and Beveling Machine RA (AVM/MVM)*
- 1 Transportation case
- 1 Saw blade (RA 2: Code 790 041 035, RA 8: Code 790 043 018, RA 12: Code 790 043 018)
- 1 Mounting plate
- 1 Tool set



RA 2



RA 8, RA 8 AVM, RA 8 MVM



RA 12, RA 12 AVM, RA 12 MVM

- 1 Tube of saw blade lubricant GF TOP (Code 790 060 228)
- 1 Bottle of special gear oil (Code 790 041 030)
- 1 Set of operating instructions and spare parts list

All RA's are fitted with the swivel cable with a quick-disconnect coupler.

Application range		RA 2	RA 8 (AVM/MVM)	RA 12 (AVM/MVM)
Pipe OD	[mm]	12 - 63	114 - 230	154 - 325
	[inch]	0.472 - 2.480	4.488 - 9.055	6.063 - 12.795
Wall thickness depends on material**	[mm]	1.5 - 5.5	2 - 10	2 - 10
	[inch]	0.059 - 0.217	0.079 - 0.394	0.079 - 0.394
Pipe ID min. (saw blade-Ø 63 mm/2.480 inch)	[mm]	7	137	190
	[inch]	0.276	5.394	7.480
Pipe ID min. (saw blade-Ø 68 mm/2.677 inch)	[mm]	2	132	185
	[inch]	0.079	5.197	7.283
Pipe ID min. (saw blade-Ø 80 mm/3.150 inch)	[mm]	-	120	173
	[inch]	-	4.724	6.811
Pipe ID min. (saw blade-Ø 100 mm/3.937 inch)	[mm]	-	100	153
	[inch]	-	3.937	6.024
Technical data		Drive with single-phase AC motor		
Dimensions (lxwxh) RA	[mm]	620 x 350 x 420	778 x 485 x 430	940 x 592 x 374
	[inch]	24.4 x 13.8 x 16.5	30.6 x 19.1 x 16.9	37.0 x 23.3 x 14.7
Dimensions (lxwxh) RA AVM	[mm]	-	918 x 485 x 430	1.070 x 592 x 374
	[inch]	-	36.1 x 19.1 x 16.9	42.1 x 23.3 x 14.7
Dimensions (lxwxh) RA MVM	[mm]	-	788 x 485 x 430	1.090 x 592 x 374
	[inch]	-	31.0 x 19.1 x 16.9	42.9 x 23.3 x 14.7
Power RA / RA AVM / RA MVM	[kW]	1.8 / - / -	1.8 / 1.9 / 1.8	1.8 / 1.9 / 1.8
Power AVM	[kW]	-	0.10	0.10
Protection class	[class]	Double-insulated according to class II, DIN EN 60745-1 (RA AVM: according to class I, EN 60204-1)		
Built-in electronic speed regulation with speed stabilisation	[rpm]	65 - 215	65 - 215	65 - 215
Vibration level in accordance with 28662, part 1	[m/s²]	< 2.5	< 2.5	< 2.5
Noise level at the workplace approx.	[dB (A)]	79	79	79

Article	Version	Code		Weight of machine kg	Dispatch weight kg
RA 2	230 V, 50/60 Hz EU	790 041 095		41.000	60.000
RA 2	120 V, 50/60 Hz EU/US	790 041 096		41.000	60.000
RA 2 INOX	230 V, 50/60 Hz EU	790 041 057		41.000	62.000
RA 2 INOX	120 V, 50/60 Hz EU/US	790 041 090		41.000	62.000
RA 8	230 V, 50/60 Hz EU	790 045 095		102.000	149.000
RA 8	120 V, 50/60 Hz EU/US	790 045 096		102.000	149.000
RA 8 AVM	230 V, 50/60 Hz EU	790 045 001		114.000	165.000
RA 8 AVM	120 V, 50/60 Hz EU/US	790 045 007		114.000	165.000
RA 8 MVM	230 V, 50/60 Hz EU	790 045 069		103.000	153.000
RA 8 MVM	120 V, 50/60 Hz EU/US	790 045 082		103.000	153.000
RA 12	230 V, 50/60 Hz EU	790 047 095		135.000	177.000
RA 12	120 V, 50/60 Hz EU/US	790 047 096		135.000	177.000
RA 12 AVM	230 V, 50/60 Hz EU	790 047 001		146.000	205.000
RA 12 AVM	120 V, 50/60 Hz EU/US	790 047 007		146.000	205.000
RA 12 MVM	230 V, 50/60 Hz EU	790 047 069		139.000	200.000
RA 12 MVM	120 V, 50/60 Hz EU/US	790 047 082		139.000	200.000

* The automatic/manual feed module AVM/MVM is already fitted to the pipe cutter upon delivery

** Increased wall thickness possible with manual feed or by adding an additional cut (depending on the saw blade diameter).
When processing thin-walled tubes, special clamping shells may be needed, see page 21.