



Product Family
Max Lite Single-Use Earplug








Comfort for smaller ear canals

[Learn more about our products at howardleight.com](http://howardleight.com)

>



Product Numbers & Ordering Information

	Product Numbers	Details
	LPF-30	Max Lite - corded NRR 30 Canada Class A(L)
	LPF-30-PB	Max Lite - corded / paper bag NRR 30 Canada Class A(L)
	LPF-30-P	Max Lite - cotton cord / paper bag NRR 30 Canada Class A(L)
	LPF-1	Max Lite - uncorded NRR 30 Canada Class A(L)
	LPF-1-PB	Max Lite - uncorded / paper bag NRR 30 Canada Class A(L)
	LPF-LS4	Max Lite - uncorded bulk refill for Leight Source 400 NRR 30 Canada Class A(L)
	LPF-1-D	Max Lite - uncorded bulk refill for Leight Source 500 NRR 30 Canada Class A(L)

Max Lite Single-Use Earplug



LPF-5

Max Lite - uncorded 5-pair vending pack
NRR 30 Canada Class A(L)



LPF-30-5

Max Lite - corded 5-pair vending pack
NRR 30 Canada Class A(L)

Additional Information

EU Certifications

- European Directives – 89/686/EEC
- EC Category PPE – Category II
- Standards – EN 352-2:1993
- EC Certification Number – 151
- EC Attestation Number – 9007685
- Laboratory – INSPEC Certification Limited

AUS Certifications

- Standardsmark License #1579

Overview

Key Features

- Ideal size for workers with smaller ear canals.
- Low pressure polyurethane foam expands gently for comfortable long-term wear.
- Contoured T-shape for easy handling and wear.
- Smooth, soil-resistant closed cell-foam skin prevents dirt build-up.
- Optional style with attached cotton cord and paper bag packaging suitable for pulp & paper and other process industries with zero tolerance for packaging waste requirements.
- Bulk refills for Leight Source 400 and Leight Source 500 Earplug Dispensers save time, waste and space

Recommended Industries/Use

- Agriculture • Chemical • Construction • Fire Protection • Forestry • Government
- Law Enforcement • Manufacturing • Medical • Military • Mining • Municipal Services
- Oil and Gas • Pharmaceutical • Steel and Metals • Transportation • Utilities • Welding

Hazards

- Noise

Regulations

- 29 CFR 1910.95 - OSHA Occupational Noise Exposure (US)
- ANSI S3.19-1974 - Attenuation Test Protocol (US)
- Part II, (R.S.C. 1985, c. L-2) - Canada Labour Code
- Z94.2-1994 - Attenuation Test Protocol (CAN)
- 2003/10/EC - EU Hearing Directive
- 89/686/EEC - EU Directive/PPE
- Category II - EC Category/PPE
- EN 352-2:1993 - EC Standards
- NOHSC: 1007 (2000) - National Standard for Occupational Noise (AUS/NZ)
- NR 15 - Security and Health of Work, Annexes 1 and 2, n°3.214/1978 - Occupational Noise Regulations (BR)
- ANSI S12.6/1997 - Method B - Attenuation Test Protocol (BR)
- 9001:2008 - ISO

Historical Brand

Specifications

Color

- Green

Shape

- T-Shape

Materials

- Polyurethane Foam

Packaging Options

- Polybag • Paper Bag • Bulk Refill for Leight Source 400 or Leight Source 500 Dispenser

Cord Options

- Uncorded • Polycord • Cotton Cord

NRR

- 30

Canada Class

- A(L)

SNR

- 34

SLC80

- 25 dB / Class 4

Certifications

CE Certificate - Max Lite

http://www.honeywellsafety.com/Supplementary/Documents_and_Downloads/Secured/Hearing_Protection/Earplugs/20039/1033.aspx

CE Certificate - Max Lite

EC Certificate - Earplugs

http://www.honeywellsafety.com/Supplementary/Documents_and_Downloads/Secured/Hearing_Protection/Earplugs/42685/1033.aspx

EC Declaration of conformity The manufacturer SPERIAN HEARING PROTECTION, LLC, 7828 Waterville Rd. San Diego, CA 92154 United States declares that the Personal Protective Equipment (PPE) items listed below, conform with the provisions of Council Directive 89/686/EEC and, where applicable, with the national standard, tr

Literature & Documents

EC Attestation Report - Max Lite

http://www.honeywellsafety.com/Supplementary/Documents_and_Downloads/Secured/Hearing_Protection/Earplugs/20058/1033.aspx

EC Attestation Report - Max Lite

LPF-1 Max Lite AUSNZ

http://www.honeywellsafety.com/Supplementary/Documents_and_Downloads/4294996749/1033.aspx

▶ ▶ ▶ MAX LITE™ EARPLUG PRODUCT INFORMATION Single-use shouldn't mean single choice. Howard Leight offers a comprehensive choice of Single-Use earplugs that include the comfort features your employees deserve, plus the highest SLC80 ratings available. An economical choice for work situations that demand a high degree o

Earplug Fitting Poste AU

http://www.honeywellsafety.com/Supplementary/Documents_and_Downloads/4294996741/1033.aspx

Earplug Fitting Instructions Keys to Successful Hearing Protection with Earplugs Wear Read and follow all earplug fitting instructions. Selection Avoid overprotection in minimal noise environments – in selecting the best earplug for your

Max Lite Single-Use Earplug

situation, consider noise levels and your need to communicate with co-workers or h

DOC2653 HEAR AFF Earplug Fit 508x800 SPa

http://www.honeywellsafety.com/Supplementary/Documents_and_Downloads/4294996680/1033.aspx

Claves Para una Proteccin Auditiva Correcta con Tapones Uso • Lea y siga todas las instrucciones de colocacin de los tapones para los odos. Seleccin • Evite la sobreproteccin en ambientes donde el ruido sea mnimo: al seleccionar los mejores tapones en su situacin, considere los niveles de ruido y su necesidad de comun

DOC2654 HEAR AFF Earplug Fit 508x800 FRa

http://www.honeywellsafety.com/Supplementary/Documents_and_Downloads/4294996681/1033.aspx

Conseils pour insrer efficacement vos bouchons d'oreille Utilisation • Lire et suivre attentivement le mode d'emploi Slection • Eviter la sur-protection dans un environnement faible niveau sonore • Slectionner la protection auditive la plus adquate en fonction du niveau sonore, des besoins de communication avec les co

Hearing Thermometer POST AU

http://www.honeywellsafety.com/Supplementary/Documents_and_Downloads/4294996746/1033.aspx

M1Rifle 161 dB Fireworks 162 dB Handgun 166 dB Apollo Lift-Off 188 dB Shotgun 170 dB Artillery Fire 162 dB Firecracker 150 dB Balloon Pop 157 dB Jet Engine Take-Off 150 dB Engine Backfire 140 dB Bicycle Horn 143 dB Dynamite Blast 140 dB Pig Squeal 130 dB Jackhammer 130 dB Auto Racing 130 dB Oxygen Torch 121 dB Hammer o

Earplug Fitting Poste AU

http://www.honeywellsafety.com/Supplementary/Documents_and_Downloads/4294996741/1033.aspx

Earplug Fitting Instructions Keys to Successful Hearing Protection with Earplugs Wear Read and follow all earplug fitting instructions. Selection Avoid overprotection in minimal noise environments – in selecting the best earplug for your situation, consider noise levels and your need to communicate with co-workers or h

POST14 Care and Maintenance

http://www.honeywellsafety.com/Supplementary/Documents_and_Downloads/4294997025/1033.aspx

CARE AND MAINTENANCE Single-Use Earplugs Inspect Inspect prior to fitting, examine your earplugs for dirt, damage or extreme hardness —discard immediately if compromised. Discard For proper hygiene, discard Single-Use earplugs after use. Hygiene To maintain hygiene standards, Single-Use earplugs should be discarded at

Training & Proper Use

1. With clean hands, roll the entire earplug into narrowest possible crease-free cylinder.
2. Reach over your head with a free hand, pull your ear up and back, and insert the earplug well inside your ear canal.
3. Hold for 30 – 40 seconds, until the earplug fully expands in your ear canal. If properly fitted, the end of the earplugs should not be visible to someone looking at you from the front.
4. Proper Fit – If either or both earplugs do not seem to be fitted properly, remove the earplug and reinsert.
5. Removal – Gently twist earplug while slowly pulling in an outward motion for removal.
6. Acoustical Check – In a noisy environment, with earplugs inserted, cup your hands over your ears and release. Earplugs should block enough noise so that covering your ears with your hands should not result in a significant noise difference.

Additional Information

CARE + MAINTENANCE

- INSPECT – Inspect prior to fitting, examine your earplugs for dirt, damage or extreme hardness—discard immediately if compromised.
- DISCARD – For proper hygiene, discard Single-Use earplugs after use.
- HYGIENE – To maintain hygiene standards, Single-Use earplugs should be discarded at the end of every shift.

RELATED PRODUCTS