



FLEXCUT™

LINCOLN  
ELECTRIC

125 A  
63  
DCA

125  
FLEXCUT™  
www.lincolnelectric.com

LINCOLN  
ELECTRIC

LINCOLN  
ELECTRIC

4  
TOP

# MAKE THE CUT WITH SPEED AND POWER

FLEXCUT 125

LINCOLN®  
ELECTRIC

# 125AMP Powerful, 100% Air Plasma FlexCut® 125



Whether you are running a mid-sized shop or an industrial-scale fabricating operation, you need a plasma cutting system that will give you the cleanest and fastest cuts possible. Rated for 125 amps at 100% duty cycle, the FlexCut 125 plasma cutter not only gives you the cut speed and quality you have come to expect from the FlexCut family of plasma cutters, but an increased level of power.

Built on an inverter platform, the FlexCut 125 plasma cutting machine is a constant-current plasma cutting power source that delivers superior cut quality with minimal dross – which minimizes the need for secondary finishing operations. Add to that our patent-pending torch and consumable designs (providing up to six times longer consumable life than competitors) and the FlexCut 125 has the potential to significantly reduce your operating costs.

The FlexCut 125 initiates the plasma arc with a simple yet reliable touch-start mechanism that eliminates many of the failure problems associated with high-frequency start systems. The control system includes Parts-in-Place™, a feature that ensures that the consumables are in place before starting the cutting process. Switch to plasma marking and use the same set of consumables with either air or nitrogen.



## MAKE THE CUT IN THE BIG GAME

### Low Operating Costs

Keeping costs under control is important to any efficient plasma cutting operation. The FlexCut 125 ensures up to six times longer consumable life and maintains faster cut speeds – both of which deliver higher productivity over less time. The completed cut is virtually dross-free, which means less secondary processing.

### Best Cutting and Marking Performance

The FlexCut 125 is designed to deliver on all fronts as the only machine in its class that allows you to plasma mark. Whether you are piercing up to 1 in. (25 mm) mild steel material in a mechanized cutting application, or cutting expanded metal, you can count on less edge bevel and superior edge quality compared to competing cutting systems.

### Easy to Set, Easy to Use

The sooner your plasma cutting operation can get started, the more productive it will be. The FlexCut 125 plasma cutter requires very little time or effort to get down to the business of cutting. Controls are simple, which makes setup easy, and you can get a consistent and reliable arc without needing to rely on high-frequency start systems. The simple user interface provides a means to configure output pressure based on torch length.

#### Processes »

Plasma Cutting, Marking

#### Cutting Type »

Mechanized Cutting

#### Applications »

- Steel Fabrication
- Pipe Cutting
- Structural Steel Fabrication
- Automotive/Transportation
- Maintenance and Repair
- Shipbuilding
- Steel Service Center

#### Output »



#### Input »



#### Product Number »

- K4811-1


# Controls »

## FRONT

1. LCD DISPLAY
2. PRESSURE REGULATOR
3. HOME BUTTON
4. ON/OFF SWITCH
5. TORCH CONNECTION
6. WORK LEAD CONNECTION
7. MENU CONTROL KNOB/BUTTON
8. PURGE

## BACK

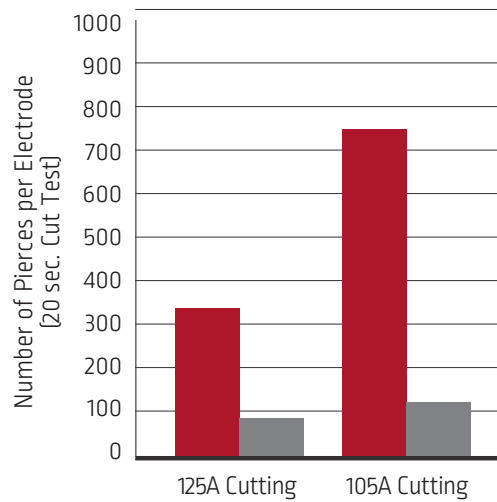
9. AIR OR GAS INLET (1/4 IN. NPT QUICK CONNECT)
10. RECONNECT PANEL ACCESS
11. INPUT CORD STRAIN RELIEF
12. 14-PIN CNC INTERFACE



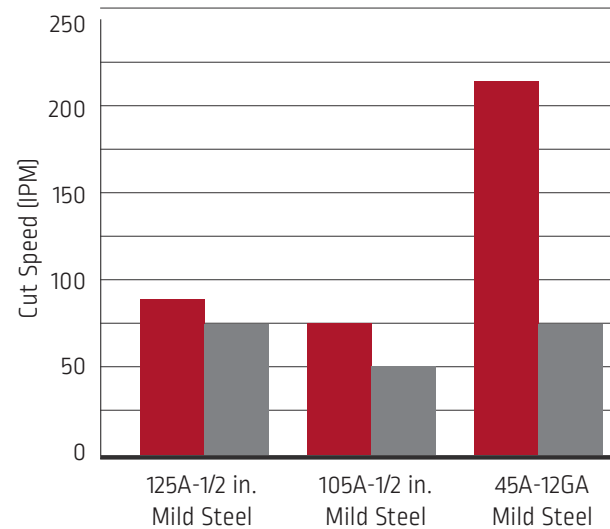
## FLEXCUT 125 - SPECIFICATIONS

Product Name	Product Number	Input Power Voltage/Phase /Hertz	Rated Output: Current/ Voltage/Duty Cycle	Input Current @ Rated Output	Output Range	Air Pressure Required	Air Flow Rate	H x W x D in (mm)	Net Wt. lb (kg)
FlexCut 125	K4811-1	380/460/575	125A/175V/100%	3PH/100% 40/40//40/33/28	3PH 20-125A	90-120 PSI (6.21 -8.27 Bar)	550 SCFH @90 PSI (260 SLPM @6.21 Bar)	20.72 X 12.25 X 25.53 (526 X 311 X 648)	118 (53.5)

## ELECTRODE LIFE COMPARISON

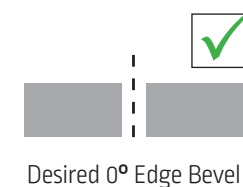
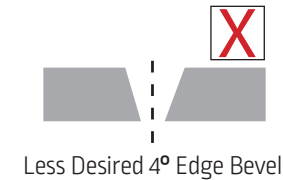
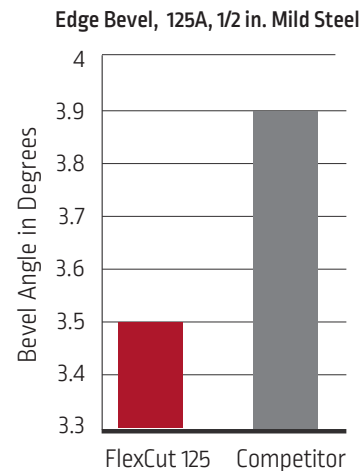
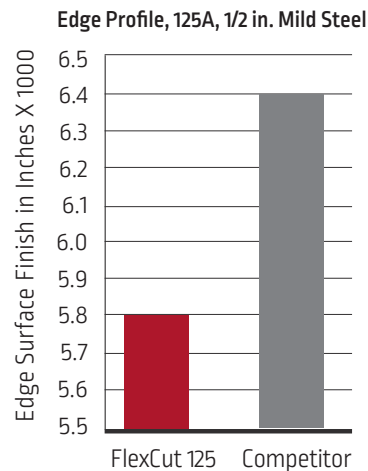
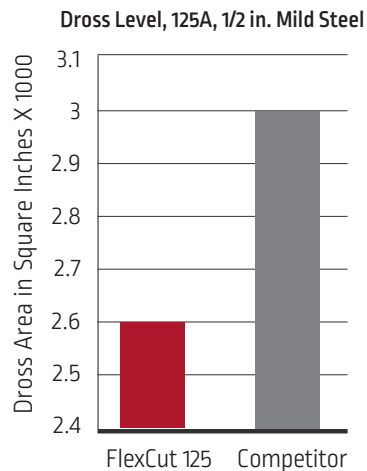


## CUT SPEED COMPARISON



- Longer Consumable Life
- Faster Cut Speeds
- Less Edge Bevel
- Better Cut Quality and Performance

## CUT QUALITY COMPARISONS



■ Lincoln Electric  
■ Competitor

<b>FLEXCUT 125 ONE-PAK®</b>	<b>FlexCut 125 with 25 ft. Machine Torch (K4327-3)</b>	<b>FlexCut 125 with 50 ft. Machine Torch (K4327-4)</b>	<b>FlexCut 125 with 75 ft. Machine Torch (K4327-5)</b>
FlexCut 125 Plasma Cutter (K4811-1)	•	•	•
LC125M Machine Torch with 25 FT Lead (K4300-4)	•		
LC125M Machine Torch with 50 FT Lead (K4300-5)		•	
LC125M Machine Torch with 75 FT Lead (K4300-6)			•
Consumable Starter Kit for Mechanized Cutting (K4302-2)	•	•	•

<b>MACHINE TORCHES</b>	<b>Product Number</b>	<b>QTY.</b>
LC125M Machine Plasma Torch 25 ft (7.5 m)	K4300-4	
LC125M Machine Plasma Torch 50 ft (15 m)	K4300-5	
LC125M Machine Plasma Torch 75 ft (22.5 m)	K4300-6	

<b>CONSUMABLES-MACHINE CUTTING</b>		
LC125(M) Electrode - (45-125A)	BK14300-1	5
LC125(M) Shield Cap - (45A-65A)	BK14300-3	2
LC125(M) Shield Cap - (85A-105A-125A)	BK14300-4	2
LC125(M) Nozzle - 45A	BK14300-7	5
LC125(M) Nozzle - 65A	BK14300-8	5
LC125(M) Nozzle - 85A	BK14300-9	5
LC125(M) Nozzle - 105A	BK14300-10	5
LC125(M) Nozzle - 125A	BK14300-11	5
LC125(M) Swirl Ring - (45A-125A)	BK14300-13	2
LC125(M) Retaining Cap - (45A-125A), CTP	BK14300-15	1

CNC INTERFACE CABLES FOR MACHINE CUTTING	Product Number
CNC Interface Cable, FlexCut, 25 ft (7.5 m)	K4400-25
CNC Interface Cable, FlexCut, 50 ft (15 m)	K4400-50

FLEXCUT 125 CONSUMABLE STARTER KIT	Product Number	Quantity
LC125(M) Electrode - (45-125A)	BK14300-1	2
LC125(M) Shield Cap - (45A-65A)	BK14300-3	1
LC125(M) Shield Cap - (85A-105A-125A)	BK14300-4	1
LC125(M) Nozzle - 45A	BK14300-7	1
LC125(M) Nozzle - 65A	BK14300-8	1
LC125(M) Nozzle - 85A	BK14300-9	1
LC125(M) Nozzle - 105A	BK14300-10	2
LC125(M) Nozzle - 125A	BK14300-11	2
LC125(M) Swirl Ring - (45A-125A)	BK14300-13	1
LC125(M) Retaining Cap - (45A-125A), CTP	BK14300-15	1



LC125M Machine Torch and consumable starter kit.

#### CUSTOMER ASSISTANCE POLICY

The business of The Lincoln Electric Company® is manufacturing and selling high quality welding equipment, consumables, and cutting equipment. Our challenge is to meet the needs of our customers and to exceed their expectations. On occasion, purchasers may ask Lincoln Electric for information or advice about their use of our products. Our employees respond to inquiries to the best of their ability based on information provided to them by the customers and the knowledge they may have concerning the application. Our employees, however, are not in a position to verify the information provided or to evaluate the engineering requirements for the particular weldment. Accordingly, Lincoln Electric does not warrant or guarantee or assume any liability with respect to such information or advice. Moreover, the provision of such information or advice does not create, expand, or alter any warranty on our products. Any express or implied warranty that might arise from the information or advice, including any implied warranty of merchantability or any warranty of fitness for any customers' particular purpose is specifically disclaimed.

Lincoln Electric is a responsive manufacturer, but the selection and use of specific products sold by Lincoln Electric is solely within the control of, and remains the sole responsibility of the customer. Many variables beyond the control of Lincoln Electric affect the results obtained in applying these types of fabrication methods and service requirements.

Subject to Change – This information is accurate to the best of our knowledge at the time of printing. Please refer to [www.lincolnelectric.com](http://www.lincolnelectric.com) for any updated information.

**The Lincoln Electric Company**  
22801 St. Clair Avenue • Cleveland, OH • 44117-1199 • U.S.A.  
888-935-3877